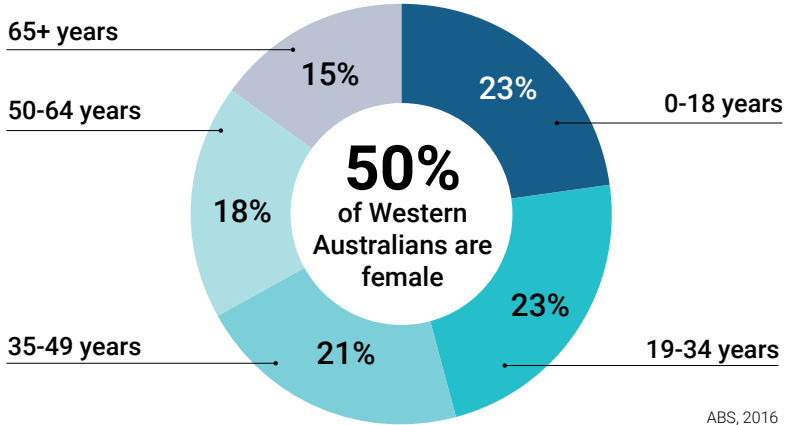




Key issues for WA women

At a glance



Health and wellbeing

90% believe that they are in good to excellent health, but

50% over 16 years are overweight or obese

1 in 5 are experiencing mental illness Dept Health, 2016

1 in 10 have a disability requiring assistance ABS, 2016



61% participate in sport and physical activity

ABS, 2016



30.9 years median age of WA mothers giving birth

Dept Health, 2016



Life expectancy of **85**

ABS, 2016



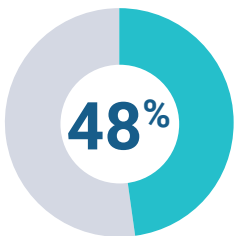
Life expectancy of **80**



21% are volunteers

ABS, 2016

Safety and justice



of people accessing WA's homelessness services are women

AIHW, 2018



The main reason women seek help from homelessness services is family and domestic violence (**42%**)




AIHW, 2018



41% of women feel unsafe waiting for public transport alone after dark

ABS, 2016



46% of WA women in full-time custody are Aboriginal

ABS, 2016

60%

of assault victims aged 15 years and over are female

(ABS, 2017)



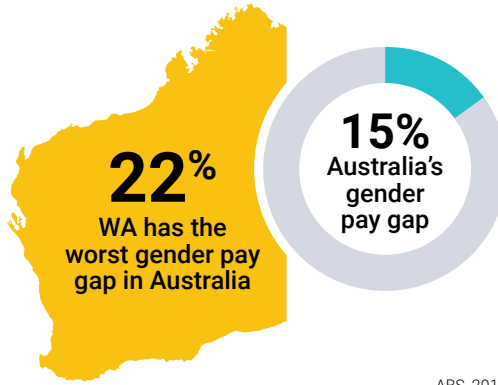
17% of WA women have experienced sexual harassment in the last 12 months

ABS, 2016

Economic independence

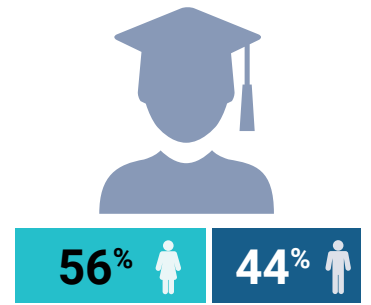


ABS, 2016

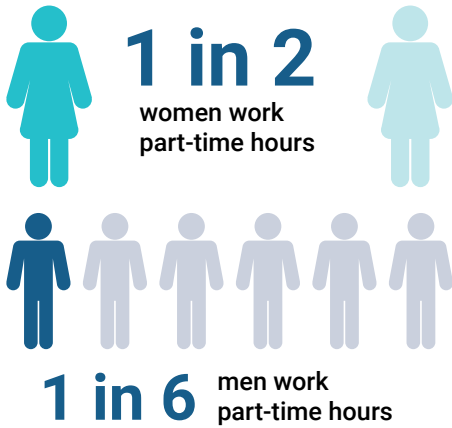


ABS, 2018

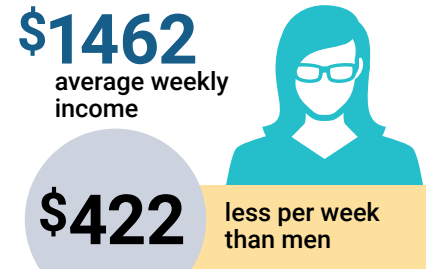
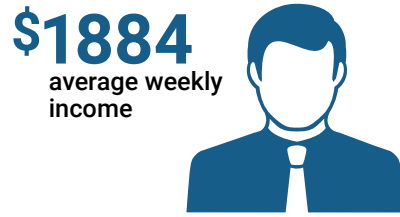
University graduates



ABS Gender Indicators, 2018



ABS, 2016



On average, men's superannuation balances are nearly **double** those of women



ABS, 2018

Leadership

Executive leadership in different industries

Figures may not equal 100 due to rounding

BCEC, 2017

Healthcare and social assistance



Education and training



Accommodation and food services



Retail trade



Public administration and safety




Mining



7.5% of ASX200 companies are chaired by women

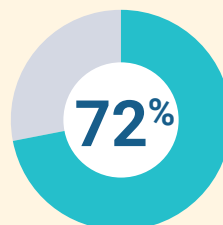
AICD, 2018



31.5% of WA's Members of Parliament are women

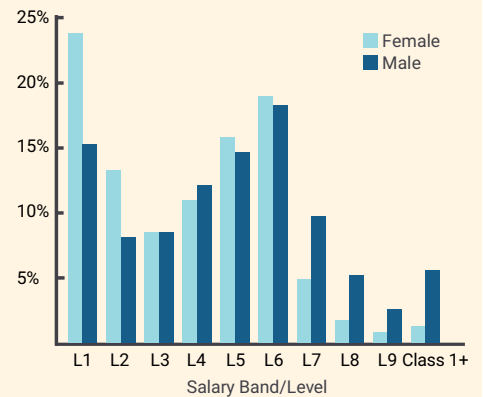
WA Parliament, 2018

Gender in the WA public sector



of WA's public sector employees are women but they are under-represented at senior levels

PSC, 2018



PSC, 2018

